





<div style="background-color: #e91e63; color: white; text-align: center; padding: 5px;">EMERGENCY ALERT CARD</div> <div style="background-color: #f08080; text-align: center; padding: 5px;">LOEYS-DIETZ SYNDROME</div> <p>(Heritable Connective Tissue Disorder)</p> <p>This person is AT RISK for:</p> <ul style="list-style-type: none"> • AORTIC & ARTERIAL DISSECTION (head to pelvis) • PNEUMOTHORAX • HOLLOW ORGAN RUPTURE • RETINAL DETACHMENT <div style="background-color: #e0e0e0; text-align: center; padding: 5px;">UNFOLD FOR MORE INFORMATION</div>	<div style="background-color: #42a5f5; color: white; padding: 5px;">MORE MEDICAL INFORMATION</div> <ul style="list-style-type: none"> • This person may have FRAGILE TISSUES: extreme care should be taken in transport to and at the hospital. However, tissues are not too fragile for surgery. • OTHER EMERGENCY complications: cardiac tamponade, hemorrhagic shock, ectopia lentis, hemoptysis, and during pregnancy: high risk of vascular events, uterine rupture. • Information for MEDICAL PROFESSIONALS on Loeys-Dietz syndrome: <div style="text-align: right;">  </div> <div style="background-color: #e0e0e0; text-align: center; padding: 5px;">UNFOLD FOR MORE INFORMATION</div>																																									
<div style="background-color: #e91e63; color: white; text-align: center; padding: 5px;">CONTACT US</div> <p>1-888-LDS-FCAN www.loeysdietzcanada.org</p> <div style="text-align: right;">  </div>	<div style="background-color: #42a5f5; color: white; text-align: center; padding: 5px;">MORE MEDICAL INFORMATION</div> <ul style="list-style-type: none"> • This person may have FRAGILE TISSUES: extreme care should be taken in transport to and at the hospital. However, tissues are not too fragile for surgery. • OTHER EMERGENCY complications: cardiac tamponade, hemorrhagic shock, ectopia lentis, hemoptysis, and during pregnancy: high risk of vascular events, uterine rupture. • Information for MEDICAL PROFESSIONALS on Loeys-Dietz syndrome: <div style="text-align: right;">  </div> <div style="background-color: #e0e0e0; text-align: center; padding: 5px;">UNFOLD FOR MORE INFORMATION</div>																																									
<div style="background-color: #e91e63; color: white; text-align: center; padding: 5px;">CURRENT MEDICATIONS</div> <table border="1" style="width: 100%; border-collapse: collapse;"> <thead> <tr> <th style="width: 80%;"></th> <th style="width: 10%;">DOSE</th> <th style="width: 10%;">FREQUENCY</th> </tr> </thead> <tbody> <tr><td> </td><td> </td><td> </td></tr> <tr><td> </td><td> </td><td> </td></tr> <tr><td> </td><td> </td><td> </td></tr> <tr><td> </td><td> </td><td> </td></tr> <tr><td> </td><td> </td><td> </td></tr> <tr><td> </td><td> </td><td> </td></tr> <tr><td> </td><td> </td><td> </td></tr> <tr><td> </td><td> </td><td> </td></tr> </tbody> </table>		DOSE	FREQUENCY																									<div style="background-color: #e91e63; color: white; text-align: center; padding: 5px;">PATIENT INFORMATION</div> <table style="width: 100%;"> <tr> <td style="width: 50%;">MECHANICAL VALVE</td> <td style="width: 50%;">DIFFICULT AIRWAY</td> </tr> <tr> <td>PACEMAKER</td> <td>PRIOR AORTIC REPAIR</td> </tr> <tr> <td>CONTACT LENSES</td> <td>CERVICAL SPINE INSTABILITY</td> </tr> <tr> <td>BLOOD THINNER(S)</td> <td>If C-spine is unstable, use caution during intubation to avoid dislocation.</td> </tr> <tr> <td colspan="2">CURRENT ANEURYSMS:</td> </tr> <tr> <td colspan="2">EMERGENCY CONTACT NAME (RELATIONSHIP):</td> </tr> <tr> <td>PHONE NUMBER 1:</td> <td>PHONE NUMBER 2:</td> </tr> </table>	MECHANICAL VALVE	DIFFICULT AIRWAY	PACEMAKER	PRIOR AORTIC REPAIR	CONTACT LENSES	CERVICAL SPINE INSTABILITY	BLOOD THINNER(S)	If C-spine is unstable, use caution during intubation to avoid dislocation.	CURRENT ANEURYSMS:		EMERGENCY CONTACT NAME (RELATIONSHIP):		PHONE NUMBER 1:	PHONE NUMBER 2:
	DOSE	FREQUENCY																																								
MECHANICAL VALVE	DIFFICULT AIRWAY																																									
PACEMAKER	PRIOR AORTIC REPAIR																																									
CONTACT LENSES	CERVICAL SPINE INSTABILITY																																									
BLOOD THINNER(S)	If C-spine is unstable, use caution during intubation to avoid dislocation.																																									
CURRENT ANEURYSMS:																																										
EMERGENCY CONTACT NAME (RELATIONSHIP):																																										
PHONE NUMBER 1:	PHONE NUMBER 2:																																									
<div style="background-color: #e91e63; color: white; text-align: center; padding: 5px;">SURGERIES: (PREVIOUS & UPCOMING)</div> <table border="1" style="width: 100%; border-collapse: collapse;"> <thead> <tr> <th style="width: 80%;">NAME OF SURGERY</th> <th style="width: 20%;">DATE</th> </tr> </thead> <tbody> <tr><td> </td><td> </td></tr> <tr><td> </td><td> </td></tr> <tr><td> </td><td> </td></tr> <tr><td> </td><td> </td></tr> <tr><td> </td><td> </td></tr> <tr><td> </td><td> </td></tr> <tr><td> </td><td> </td></tr> <tr><td> </td><td> </td></tr> </tbody> </table>	NAME OF SURGERY	DATE																	<div style="background-color: #e91e63; color: white; text-align: center; padding: 5px;">PATIENT INFORMATION</div> <p>FULL NAME:</p> <p>DATE OF BIRTH: BLOOD TYPE:</p> <p>HEALTH CARD NUMBER:</p> <p>ALLERGIES (REACTIONS):</p> <p>To treat allergic reactions: Use antihistamine first. Because of its effect on the circulatory system, only use epinephrine injector in life-threatening cases.</p> <div style="background-color: #e0e0e0; text-align: center; padding: 5px;">UNFOLD FOR MORE INFORMATION</div>																							
NAME OF SURGERY	DATE																																									

EMERGENCY SYMPTOMS & RECOMMENDATIONS	MEDICATION: ADDITIONAL DETAILS																																													
<p>IN EMERGENCY, quickly evaluate for:</p> <p>AORTIC OR ARTERIAL (HEAD TO PELVIS) DISSECTION: emergency services should be called and patient should receive imaging (CTA, MRA, and echocardiogram) at the closest hospital to confirm/rule out dissection.</p> <p>Symptoms include sudden, severe pain in the chest or abdomen and pain radiating through the chest, abdomen, back, and/or extremities. Other symptoms: dizziness, fainting, shortness of breath, excessive sweating, confusion, weak and fast pulse or inability to find a pulse in the extremities, low blood pressure/ difference of 20 mmHg between arms, nausea, vomiting, muffled heart sounds or diastolic heart murmur, or stroke symptoms (sudden difficulty speaking, numbness, weakness, paralysis on one side of the body). Dissection can be life-threatening and requires immediate care.</p> <p>SPONTANEOUS PNEUMOTHORAX: Symptoms include a sharp pain in the chest, shoulder, back, or neck, aggravated by cough or deep inhalation. Pain may cause difficulty breathing and nasal flaring. Skin may have a blue tinge, and light-headedness may be followed by shock or collapse. May be caused by ruptured pulmonary blebs.</p> <p>HOLLOW ORGAN RUPTURE: Intestine, spleen, or uterus may tear or rupture. Intestinal rupture symptoms include bloating, severe abdominal cramping, pain or tenderness when abdomen is touched, fever, chills, nausea and vomiting. Splenic rupture causes intense pain in the left shoulder/upper left abdomen, tenderness when shoulder/abdomen is touched, confusion, light-headedness and dizziness. Uterine rupture primarily occurs during pregnancy.</p> <p>RETINAL DETACHMENT: Symptoms include vision that is suddenly blurred or has dots, lines, flashes of light, or a dark shadow moving across. Untreated, retinal detachment can cause blindness.</p>	<table border="1" style="width: 100%; border-collapse: collapse;"> <thead> <tr> <th style="width: 70%; text-align: left; padding: 5px;">NAME OF MEDICATION</th> <th style="width: 30%; text-align: left; padding: 5px;">PRESCRIBED BY</th> </tr> </thead> <tbody> <tr><td style="height: 20px;"> </td><td> </td></tr> <tr><td style="height: 20px;"> </td><td> </td></tr> <tr><td style="height: 20px;"> </td><td> </td></tr> <tr><td style="height: 20px;"> </td><td> </td></tr> <tr><td style="height: 20px;"> </td><td> </td></tr> <tr><td style="height: 20px;"> </td><td> </td></tr> <tr><td style="height: 20px;"> </td><td> </td></tr> </tbody> </table> <p style="font-size: small; padding: 5px;">Avoid use of stimulants and vasoconstrictors. Avoid use of fluoroquinolones unless there is no effective alternative to treat a serious infection. For more information on medication recommendations, scan the QR code.</p> <div style="text-align: right; padding: 5px;">  </div>	NAME OF MEDICATION	PRESCRIBED BY																																											
NAME OF MEDICATION	PRESCRIBED BY																																													
	OTHER DIAGNOSES & INFORMATION																																													
MEDICAL PROFESSIONALS																																														
<table border="1" style="width: 100%; border-collapse: collapse;"> <thead> <tr> <th style="width: 25%; text-align: left; padding: 5px;">SPECIALTY</th> <th style="width: 25%; text-align: left; padding: 5px;">NAME</th> <th style="width: 25%; text-align: left; padding: 5px;">HOSPITAL/CLINIC</th> <th style="width: 15%; text-align: left; padding: 5px;">PHONE</th> <th style="width: 10%; text-align: left; padding: 5px;">FAX</th> </tr> </thead> <tbody> <tr><td style="height: 20px;"> </td><td> </td><td> </td><td> </td><td> </td></tr> <tr><td style="height: 20px;"> </td><td> </td><td> </td><td> </td><td> </td></tr> <tr><td style="height: 20px;"> </td><td> </td><td> </td><td> </td><td> </td></tr> <tr><td style="height: 20px;"> </td><td> </td><td> </td><td> </td><td> </td></tr> <tr><td style="height: 20px;"> </td><td> </td><td> </td><td> </td><td> </td></tr> <tr><td style="height: 20px;"> </td><td> </td><td> </td><td> </td><td> </td></tr> <tr><td style="height: 20px;"> </td><td> </td><td> </td><td> </td><td> </td></tr> <tr><td style="height: 20px;"> </td><td> </td><td> </td><td> </td><td> </td></tr> </tbody> </table>		SPECIALTY	NAME	HOSPITAL/CLINIC	PHONE	FAX																																								
SPECIALTY	NAME	HOSPITAL/CLINIC	PHONE	FAX																																										


Emergency Alert Card for Loeys-Dietz Syndrome

This card is **easy to use** and could **save your life**. To use it:

1. Print page 1 and 2 of this document double-sided and fill out both pages by hand. Or, fill out page 1 and 2 with Adobe Acrobat and then print both pages double-sided. If you are unsure of any information, ask your medical provider.
2. Using the images below as a guide, cut around the solid borders of the card. Then, fold the card along the dotted lines.
3. Keep this card on you, in your wallet or with your pieces of identification.
4. Tell your friends and family that you have an alert card and that it should be shown to medical professionals in an emergency.
5. If your health information changes, update your card.

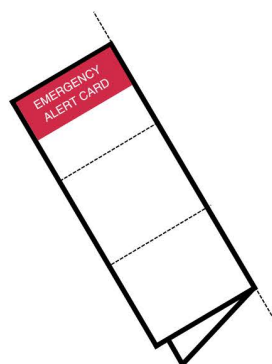
To **fold** this card:

1



After filling out page 2 and 3 and printing the pages double-sided, **cut along the solid border** of the card.

2



Position the card so the "Emergency Alert Card" section is facing up and is in the top left corner of the page.

Then, **fold the card in half** by folding along the vertical dotted line in the middle of the page.

3



Fold the card into three parts by folding along the two horizontal dotted lines.

The **folded card** should now show the "Emergency Alert Card" section on one side, and the "Patient Information" section with full name, date of birth, etc. on the other side.

Disclaimer: The Emergency Alert Card is intended to help convey information related to Loeys-Dietz syndrome and to an individual. It is not a substitute for the individual's medical records.